

IJARND Paper Format Guidelines

Page Layout	
Paper Format	MS Word File (.doc or .docx)
Paper Size	A4
Margins	19mm or 0.75" from all sides
Orientation	Portrait
Column*	Single Column or Double Column
Font and Formatting	
Font Family	Times New Roman (for all document)
Title of the Paper	20 pt., bold and center aligned
Headings	11 pt., bold and center aligned
Subheadings	10 pt., bold and left aligned
Paragraphs	10 pt., normal and justified
Headings of the table	10 pt., normal Placement: Above the table E.g. Table -1: Name of the Table
Images, Charts, Figures, Graphs, etc.	10 pt, normal Placement: Below the figure
References	10 pt., normal and justified

1. You can submit your paper either in Single Column ([Annexure I](#)) or Double Column format ([Annexure II](#)).
2. Paper Header and content may be reformatted by the editorial team so as to make it compatible with the online document guidelines.
3. All table names should be placed above the table and all figures/graphs/images names should be placed below with sequential numbering of figure. See Annexure-I and Annexure-II.
4. Please write full name of the organization of the author. The usage of abbreviations in the organization name is not suggested.
5. Paper's abstract and keywords should be carefully added as they forms the important categorization of the research work.

ANNEXURE - I

Single Column Format

TITLE: ABCD-XYZ - (Font-20 and center)

First Author
firstauthor@email
Organization

Second Author
secondauthor@email
Organization

Third Author
thirdauthor@email
Organization

(Center, Font-11, Italic)

ABSTRACT

(Center, Font-12, Bold)

(Font-10, Italic, Justify, Bold) All the content of the research document should only be in Times New Roman font. The abstract of the paper should have font size 10, font-weight bold and font-style Italics. It should have single line spacing throughout the whole abstract. An abstract can be on any length but it is suggested that the abstract should be confined within 250-300 words.

Keywords (Font-12, Bold): - Keyword1, Keyword2, Keyword3, and Keyword4, etc **(Font-10, Italic)**

1. Heading (Font-11, Bold)

(Font-10, Justify) A paragraph of content related to your research. Add the content in the font size 10 and justified font. All paragraphs further should have same styling. Some content related to your research work in running paragraphs. Some content related to your research work in running paragraphs. Some content related to your research work in running paragraphs.

1.1 Sub-headings (Font-10, Bold)

(Font-10, Justify) Some content related to your research work in running paragraphs.



Chart -1 (Font-10, Bold): Name of the chart/fig/graph **(Font-10)**

Table-1: (Font 10, Bold) Table Name (Font-10)

2. Conclusion (Font-11, Bold)

(Font-10, Justify) The conclusion of the research or review should go here. Conclusion heading should have the correct numbering as per the number of heading above the conclusion. This is also a paragraph so all font styling described above for a paragraph will be applicable here.


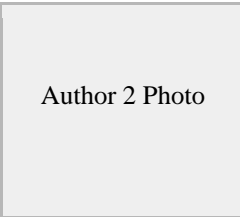
3. ACKNOWLEDGEMENT (Font-11, Bold)

(Font-10, Justify) The authors can acknowledge any person/authorities in this section. **This is not mandatory.**

4. REFERENCES (Font-11, Bold)

- [1]. Reference 1 **(Font-10, Justify)**
 - [2]. Reference 2 **(Font-10, Justify)**
 - [3]. Reference 3 **(Font-10, Justify)**
 - [4]. Reference 4 **(Font-10, Justify)**
-

BIOGRAPHY/BIOGRAPHIES (optional)

 <p>Author 1 Photo</p>	<p>First Author Name Designation Biography of first author in maximum 3-5 lines.</p>
 <p>Author 2 Photo</p>	<p>Second Author Name Designation Biography of second author in maximum 3-5 lines.</p>

work in running paragraphs All headings should be of font-size 11 and font-weight bold. All paragraphs of the content related to your research should be of font size 10 and justified font. All paragraphs further should have same styling. All headings should be of font-size 11 and font-weight bold. All paragraphs of the content related to your research should be of font size 10 and justified font.

All paragraphs further should have same styling. Some content related to your research work in running paragraphs.

Usage of charts and tables in the paper:



Chart-1 Name of the chart/fig/graph

Table-1: (Font 10, Bold) Table Name (Font-10)

2. Conclusion (Font-11, Bold)

(Font-10, Justify) The conclusion of the research or review will go under this heading. Conclusion heading should have the correct numbering as per the number of heading above the conclusion. This is also a paragraph so all font styling described above for a paragraph will be applicable here. All headings should be of font-size 11 and font-weight bold. All paragraphs of the content related to your research should be of font size 10 and justified font. All paragraphs further should have same styling. Some content related to your research work in running paragraphs. Some content related to your research work in running paragraphs. Some content related to your research work in running paragraphs. Some content related to your research work in running paragraphs.



3. ACKNOWLEDGEMENT (Font-11, Bold)

(Font-10, Justify) The authors can acknowledge any person/authorities in this section. **This is not mandatory.**

4. REFERENCES (Font-11, Bold)

- [1]. Reference 1 (Font-10, Justify)
- [2]. Reference 2 (Font-10, Justify)
- [3]. Reference 3 (Font-10, Justify)
- [4]. Reference 4 (Font-10, Justify)

BIOGRAPHY/BIOGRAPHIES (optional)

 Author 1 Photo	First Author Name Designation Biography of first author in maximum 3-5 lines.
 Author 2 Photo	Second Author Name Designation Biography of second author in maximum 3-5 lines.